

**Incidental / Consequential Loss:** KisanKraft Limited or its manufacturers will not be liable for general damages, including bodily injuries, or for incidental or consequential damages including, but not limited to, loss of use, loss of profits, loss of production, expense of substitute equipment or other commercial loss or damage.

**Limitation of Liability:** This limited warranty is in lieu of all other express warranties, obligations, or liabilities. Any implied warranties, obligations or liabilities, including, but not limited to, any implied warranty of merchantability shall be limited in duration to the applicable warranty period. Any action for breach of any warranties hereunder, including, but not limited to, any implied warranty of merchantability must be brought within the applicable warranty period.

**Modifications of Warranty:** No agent, representative, dealer, or employee of KisanKraft Limited or any of its manufacturers has the authority to increase or alter the obligations of this warranty.

**Assignment / Transfer of warranty:** The warranty cannot be assigned and shall not transfer if the product is resold by the first buyer. The above warranties are extended to the first end user (original purchaser), and no warranty is made, nor authorized to be made assignable on resale by the first end user.

**What you must do to obtain limited warranty service:** To obtain performance of any obligation under this warranty for failure during the applicable warranty period, you must deliver the defective product, to the nearest Authorized Dealer, along with proof-of-purchase (invoice/receipt). KisanKraft Limited, its manufacturers and its dealers reserve the right to inspect the claimed defective part(s) to determine if the malfunction is the result of a defect covered by this warranty. Please note that the decision of KisanKraft Limited with respect to any warranty claim is final.

**After-sales Service (Including Warranty):** KisanKraft Limited does not sell directly to consumers. All sales or supplies are made through Authorized Dealers. It is the responsibility of the Authorized Dealer to provide all after-sales service to consumers. Any warranty claim should be raised by dealer to KisanKraft Limited as per warranty policy.

**Jurisdiction:** All disputes are subject to Bangalore court's jurisdiction.

**Notes:**

- This purchase is not contingent upon a product demonstration. The purchaser shall satisfy himself with the product, including any product demonstration or verification of any function, before buying. KisanKraft Limited or its authorized dealers, including online sellers, shall not be liable to give any on-site demonstration after purchase of any of the product.
- Any product once used will not be taken back by KisanKraft Limited.
- Warranty and After Sale Services (including but not limited to installation, Demonstration, Repair, Routine Maintenance etc.), should be done through the Authorized Dealer selling this product.
- Dealers should have their own technician to provide After Sales Services to their Customers. KisanKraft Limited provides free training to Authorized Dealer's technicians at KisanKraft Limited's head office, on request from Authorized Dealer.

**This warranty is null & void, if you fail to register the warranty with KisanKraft by sending the KisanKraft Copy with dealer's stamp.**

Product	<b>Agricultural Knapsack Sprayer</b>	KisanKraft Invoice Date	
Brand	<b>KisanKraft</b>	KisanKraft Invoice No.	
Model	<input type="checkbox"/> KK-BBS-318, <input type="checkbox"/> KK-BBS-199, <input type="checkbox"/> KK-BBS-4189, <input type="checkbox"/> KK-BBS-185, <input type="checkbox"/> KK-BBS-201, <input type="checkbox"/> KK-BBS-301, <input type="checkbox"/> KK-BBS-312		
<b>WARRANTY PERIOD</b>	<b>6 MONTHS</b>	FOR THE SPECIFIED PERIOD FROM THE DATE OF SALE OR DELIVERY WHICHEVER IS EARLIER.	
Dealer's Invoice Date		Dealer's Invoice No.	
Buyer's Info (Name, Address, Phone, etc.):		Dealer's Stamp (Address, Phone, TIN, etc.):	
Buyer's Sign		Dealer's Sign	

## Warranty Policy

**What is covered:** KisanKraft Limited and its manufacturers warrant this product to be free from defects in material or workmanship. All parts defective in material and workmanship are covered.

This warranty will only cover defects arising under normal usage.

This warranty is limited to repair or replacement by KisanKraft Limited or its manufacturers of such parts as appear to KisanKraft or its manufacturers, upon inspection, to be defective in material and/or workmanship. KisanKraft or its manufacturers make no warranty with respect to items not manufactured or sold by them. No onsite warranty is provided by KisanKraft Limited or its manufacturers. Defective items must be brought/sent to our Authorized Dealer or KisanKraft Limited's office for service.

**What is not covered:** The *warranty shall become null and void* and neither KisanKraft Limited nor any of its manufacturers, nor its authorized dealers assume any responsibility, if the failure was caused by the following:

- (1) Operation of product with incorrect fuel or lubricants,
- (2) Incorrect usage of machine or misuse,
- (3) Lack of maintenance,
- (4) Negligence,
- (5) Accident or physical damage,
- (6) Repairs made by unauthorized parties and/or with unauthorized parts,
- (7) Improper set up, adjustments, tampering or altered products
- (8) Any modification to the product what-so-ever.

**Important:** (1) Normal maintenance and adjustments to the product is the responsibility of the customer. (2) Normal wear and tear are not covered under warranty. (3) Rubber/plastic parts and consumables such as blades, clutch and clutch-bell, sparkplugs, nylon line, air-filters, fuel-filters, oil seals and gaskets etc. are not covered under the warranty. (4) Electrical Motor, Electrical Parts, Battery Etc. are not covered under the warranty.



# Warranty Certificate

(DEALER COPY)

**Incidental / Consequential Loss:** KisanKraft Limited or its manufacturers will not be liable for general damages, including bodily injuries, or for incidental or consequential damages including, but not limited to, loss of use, loss of profits, loss of production, expense of substitute equipment or other commercial loss or damage.

**Limitation of Liability:** This limited warranty is in lieu of all other express warranties, obligations, or liabilities. Any implied warranties, obligations, or liabilities, including, but not limited to, any implied warranty of merchantability shall be limited in duration to the applicable warranty period. Any action for breach of any warranties hereunder, including, but not limited to, any implied warranty of merchantability must be brought within the applicable warranty period.

**Modifications of Warranty:** No agent, representative, dealer, or employee of KisanKraft Limited or any of its manufacturers has the authority to increase or alter the obligations of this warranty.

**Assignment / Transfer of warranty:** The warranty cannot be assigned and shall not transfer if the product is resold by the first buyer. The above warranties are extended to the first end user (original purchaser), and no warranty is made, nor authorized to be made assignable on resale by the first end user.

**What you must do to obtain limited warranty service:** To obtain performance of any obligation under this warranty for failure during the applicable warranty period, you must deliver the defective product, to the nearest Authorized Dealer, along with proof-of-purchase (invoice/receipt). KisanKraft Limited, its manufacturers and its dealers reserve the right to inspect the claimed defective part(s) to determine if the malfunction is the result of a defect covered by this warranty. Please note that the decision of KisanKraft Limited with respect to any warranty claim is final.

**After-sales Service (Including Warranty):** KisanKraft Limited does not sell directly to consumers. All sales or supplies are made through Authorized Dealers. It is the responsibility of the Authorized Dealer to provide all after-sales service to consumers. Any warranty claim should be raised by dealer to KisanKraft Limited as per warranty policy.

**Jurisdiction:** All disputes are subject to Bangalore court's jurisdiction.

**Notes:**

- This purchase is not contingent upon a product demonstration. The purchaser shall satisfy himself with the product, including any product demonstration or verification of any function, before buying. KisanKraft Limited or its authorized dealers, including online sellers, shall not be liable to give any on-site demonstration after purchase of any of the product.
- Any product once used will not be taken back by KisanKraft Limited.
- Warranty and After Sale Services (including but not limited to installation, Demonstration, Repair, Routine Maintenance etc.), should be done through the Authorized Dealer selling this product.
- Dealers should have their own technician to provide After Sales Services to their Customers. KisanKraft Limited provides free training to Authorized Dealer's technicians at KisanKraft Limited's head office, on request from Authorized Dealer.



# Warranty Certificate

(KISANKRAFT COPY)

Product	<b>Agricultural Knapsack Sprayer</b>	KisanKraft Invoice Date	
Brand	<b>KisanKraft</b>	KisanKraft Invoice No.	
Model	<b>☐ KK-BBS-318,☐ KK-BBS-199,☐ KK-BBS-4189,☐KK-BBS-185 ,☐KK-BBS-201,☐KK-BBS-301, ☐ KK-BBS-312</b>		
<b>WARRANTY PERIOD</b>	<b>6 MONTHS</b>	FOR THE SPECIFIED PERIOD FROM THE DATE OF SALE OR DELIVERY WHICHEVER IS EARLIER.	
Dealer's Invoice Date		Dealer's Invoice No.	
Buyer's Info (Name, Address, Phone, etc.):		Dealer's Stamp (Address, Phone, TIN, etc.):	
Buyer's Sign		Dealer's Sign	

## Warranty Policy

**What is covered:** KisanKraft Limited and its manufacturers warrant this product to be free from defects in material or workmanship. All parts defective in material and workmanship are covered.

This warranty will only cover defects arising under normal usage.

This warranty is limited to repair or replacement by KisanKraft Limited or its manufacturers of such parts as appear to KisanKraft or its manufacturers, upon inspection, to be defective in material and/or workmanship. KisanKraft or its manufacturers make no warranty with respect to items not manufactured or sold by them. No onsite warranty is provided by KisanKraft Limited or its manufacturers. Defective items must be brought/sent to our Authorized Dealer or KisanKraft Limited's office for service.

**What is not covered:** The *warranty shall become null and void* and neither KisanKraft Limited nor any of its manufacturers, nor its authorized dealers assume any responsibility, if the failure was caused by the following:

- (1) Operation of product with incorrect fuel or lubricants, (2) Incorrect usage of machine or misuse, (3) Lack of maintenance, (4) Negligence, (5) Accident or physical damage, (6) Repairs made by unauthorized parties and/or with unauthorized parts, (7) Improper set up, adjustments, tampering or altered products (8) Any modification to the product what-so-ever.

**Important:** (1) Normal maintenance and adjustments to the product is the responsibility of the customer. (2) Normal wear and tear are not covered under warranty. (3) Rubber/plastic parts and consumables such as blades, clutch and clutch-bell, sparkplugs, nylon line, air-filters, fuel-filters, oil seals and gaskets etc. are not covered under the warranty. (4) Electrical Motor, Electrical Parts, Battery Etc. are not covered under the warranty.

**This warranty is null & void, if you fail to register the warranty with KisanKraft by sending the KisanKraft Copy with dealer's stamp.**



Wide Range of Products for Every Need



User Manual



KisanKraft Limited

**Warehouse:** 818 3B1 to 818 3B18, Podalukur - Sangam Road, Prabagiriipatnam, Podalukur, Nellore - 524345, Andhra Pradesh, INDIA

**Head Office:** #4,1st Main,7-A Cross, Maruthi Layout, Dasarahalli, HAF Post, Hebbal, Bangalore 560024, Karnataka, INDIA

- ◆ Bangalore (HO) ◆ Ahmedabad ◆ Bhopal ◆ Bhubaneswar ◆ Coimbatore
- ◆ Guwahati ◆ Hubli ◆ Hyderabad ◆ Jaipur ◆ Karnal
- ◆ Kolkata ◆ Lucknow ◆ Nellore ◆ Pune ◆ Raipur

For more information give **MISSED CALL: 07676065555**



Many of our products have BIS: ISI certification.



Scan the QR code to download  
KisanKraft App

App is available on



Scan the QR code for  
KisanKraft Youtube Channel

**CONTENTS**

BEFORE GETTING STARTED..... 7

PRODUCT INTRODUCTION..... 7

SAFETY INFORMATION..... 7

STRUCTURE, WORKING PRINCIPLE & CHARACTERISTICS ..... 7

OPERATION INSTRUCTIONS (MANUAL)..... 9

OPERATION INSTRUCTIONS (BATTERY)..... 9

TROUBLESHOOTING..... 10

TECHNICAL SPECIFICATION ..... 11





PART DIAGRAM of KK-BBS 315/318..... 14

PARTS LIST OF KK-BBS-199 ..... 16

PART LIST OF KK-BBS-185 ..... 17

KisanKraft has a large range of products to serve the farmers. A list of our products is given below:

<p><b>Brush Cutters and Accessories</b></p> <ul style="list-style-type: none"> <li>Brush Cutter/Power Weeder</li> <li>Backpack Brush Cutter</li> <li>Tea Pruner</li> <li>Pole pruner with Engine</li> <li>Reaper Attachment</li> <li>Blades-Circular</li> <li>Blades (2 &amp;3 points)</li> <li>Baffle</li> <li>Nylon Rope</li> <li>Tap &amp; Go</li> </ul> <p><b>Chainsaws</b></p> <ul style="list-style-type: none"> <li>Petrol Chainsaw</li> <li>Electric Chainsaw</li> <li>Chain Sharpening Machine</li> </ul> <p><b>Engines and Water Pumps</b></p> <ul style="list-style-type: none"> <li>Engine –Diesel-(Horizontal)</li> <li>Engine –Diesel (Vertical)</li> <li>Engine-Kerosene</li> <li>Water Pump with Petrol Engine</li> <li>Water Pump with Kerosene Engine</li> <li>Water Pump with Diesel Engine</li> </ul> <p><b>Hand Tools</b></p> <ul style="list-style-type: none"> <li>Secateurs</li> <li>Folding Saw</li> <li>Garden Rake</li> <li>Garden Shovel</li> <li>Hedge Shear</li> <li>Lopper</li> <li>Telescopic Hedge Shear</li> <li>Telescopic Lopping Shear</li> <li>Tree Pruner</li> <li>Telescopic Steel Pipe &amp; Fruit Picker Bag</li> <li>Sheep Shear</li> </ul> <p><b>Garden Tools</b></p> <ul style="list-style-type: none"> <li>Electric Pressure Washer</li> <li>Hedge Trimmer</li> <li>Lawn Mower (Electric, Petrol &amp; Manual)</li> <li>Leaf Blower</li> </ul>	<p><b>Cultivators and Accessories</b></p> <ul style="list-style-type: none"> <li>Petrol and Diesel</li> </ul> <p><b>Sprayers and Accessories</b></p> <ul style="list-style-type: none"> <li>Battery Sprayer</li> <li>Portable Power Sprayer</li> <li>Trolley Sprayer</li> <li>Manual Knapsack Sprayer</li> <li>Manual Pressure Sprayer</li> <li>Rose Cans</li> <li>Hose Crimping Machine</li> <li>HTP Sprayer</li> <li>HTP Delivery Hose</li> <li>HTP Hose Reel</li> <li>HTP Stand</li> <li>HTP Gun / Lance (Brass Rod)</li> <li>Knapsack Power Sprayer</li> <li>Mister / Duster / Granule Sprayer</li> <li>HTP Sprayer Set with Diesel Engine</li> <li>HTP Sprayer Set with Kerosene Engine</li> <li>Fogging Machine</li> </ul> <p><b>Milking Machine</b></p> <ul style="list-style-type: none"> <li>Wood Shredder</li> <li>Fodder Ensiling Chaff Cutter</li> <li>Fodder Grinder Chaff Cutter</li> <li>Fodder Mini Chaff Cutter</li> </ul> <p><b>Harvester</b></p> <ul style="list-style-type: none"> <li>Maize Sheller</li> <li>Maize Sheller + Dehusker</li> <li>Maize Combine Harvester</li> <li>Onion Digger Carlotta Italy</li> <li>Tea Leaf Harvester</li> <li>Sugarcane Combine Harvester</li> <li>Sugarcane Leaf Stripper</li> </ul> <p><b>Transplanter and Post Hole Digger</b></p> <ul style="list-style-type: none"> <li>Paddy Transplanter (2 &amp; 8 Rows)</li> <li>Transplanter-Vegetable &amp; Tobacco</li> <li>Post Hole Digger (4" to 14" Augers)</li> </ul>
--	--

41		Fasten Buckle
42		Belt Hook
43		Clip-L (Absorb Pipe)
44		Clip-S (Absorb Pipe)
45		Hose (Connector)

Product	<b>Agricultural Knapsack Sprayer</b>	KisanKraft Invoice Date	
Brand	<b>KisanKraft</b>	KisanKraft Invoice No.	
Model	<input type="checkbox"/> KK-BBS-318, <input type="checkbox"/> KK-BBS-199, <input type="checkbox"/> KK-BBS-4189, <input type="checkbox"/> KK-BBS-185 <input type="checkbox"/> KK-BBS-201, <input type="checkbox"/> KK-BBS-301, <input type="checkbox"/> KK-BBS-312		
<b>WARRANTY PERIOD</b>	<b>6 MONTHS</b>	FOR THE SPECIFIED PERIOD FROM THE DATE OF SALE OR DELIVERY WHICHEVER IS EARLIER.	
Dealer's Invoice Date		Dealer's Invoice No.	
Buyer's Info (Name, Address, Phone, etc.):		Dealer's Stamp (Address, Phone, TIN, etc.):	
Buyer's Sign		Dealer's Sign	

**Warranty Policy**

**What is covered:** KisanKraft Limited and its manufacturers warrant this product to be free from defects in material or workmanship. All parts defective in material and workmanship are covered.

This warranty will only cover defects arising under normal usage.

This warranty is limited to repair or replacement by KisanKraft Limited or its manufacturers of such parts as appear to KisanKraft or its manufacturers, upon inspection, to be defective in material and/or workmanship. KisanKraft or its manufacturers make no warranty with respect to items not manufactured or sold by them. No onsite warranty is provided by KisanKraft Limited or its manufacturers. Defective items must be brought/sent to our Authorized Dealer or KisanKraft Limited's office for service.

**What is not covered:** The warranty shall become null and void and neither KisanKraft Limited nor any of its manufacturers, nor its authorized dealers assume any responsibility, if the failure was caused by the following:

- (1) Operation of product with incorrect fuel or lubricants, (2) Incorrect usage of machine or misuse, (3) Lack of maintenance, (4) Negligence, (5) Accident or physical damage, (6) Repairs made by unauthorized parties and/or with unauthorized parts, (7) Improper set up, adjustments, tampering or altered products (8) Any modification to the product what-so-ever.

**Important:** (1) Normal maintenance and adjustments to the product is the responsibility of the customer. (2) Normal wear and tear are not covered under warranty. (3) Rubber/plastic parts and consumables such as blades, clutch and clutch-bell, sparkplugs, nylon line, air-filters, fuel-filters, oil seals and gaskets etc. are not covered under the warranty. (4) Electrical Motor, Electrical Parts, Battery Etc. are not covered under the warranty.

**This warranty is null & void, if you fail to register the warranty with KisanKraft by sending the KisanKraft Copy with dealer's stamp.**

🌐: [www.kisankraft.com](http://www.kisankraft.com)    ✉: [info@kisankraft.com](mailto:info@kisankraft.com)    ☎: +91.80. 6835 7800

**Incidental / Consequential Loss:** KisanKraft Limited or its manufacturers will not be liable for general damages, including bodily injuries, or for incidental or consequential damages including, but not limited to, loss of use, loss of profits, loss of production, expense of substitute equipment or other commercial loss or damage.

**Limitation of Liability:** This limited warranty is in lieu of all other express warranties, obligations, or liabilities. Any implied warranties, obligations or liabilities, including, but not limited to, any implied warranty of merchantability shall be limited in duration to the applicable warranty period. Any action for breach of any warranties hereunder, including, but not limited to, any implied warranty of merchantability must be brought within the applicable warranty period.

**Modifications of Warranty:** No agent, representative, dealer, or employee of KisanKraft Limited or any of its manufacturers has the authority to increase or alter the obligations of this warranty.

**Assignment / Transfer of warranty:** The warranty cannot be assigned and shall not transfer if the product is resold by the first buyer. The above warranties are extended to the first end user (original purchaser), and no warranty is made, nor authorized to be made assignable on resale by the first end user.

**What you must do to obtain limited warranty service:** To obtain performance of any obligation under this warranty for failure during the applicable warranty period, you must deliver the defective product, to the nearest Authorized Dealer, along with proof-of-purchase (invoice/receipt). KisanKraft Limited, its manufacturers and its dealers reserve the right to inspect the claimed defective part(s) to determine if the malfunction is the result of a defect covered by this warranty. Please note that the decision of KisanKraft Limited with respect to any warranty claim is final.

**After-sales Service (Including Warranty):** KisanKraft Limited does not sell directly to consumers. All sales or supplies are made through Authorized Dealers. It is the responsibility of the Authorized Dealer to provide all after-sales service to consumers. Any warranty claim should be raised by dealer to KisanKraft Limited as per warranty policy.







**Jurisdiction:** All disputes are subject to Bangalore court's jurisdiction.






**Notes:**

- This purchase is not contingent upon a product demonstration. The purchaser shall satisfy himself with the product, including any product demonstration or verification of any function, before buying. KisanKraft Limited or its authorized dealers, including online sellers, shall not be liable to give any on-site demonstration after purchase of any of the product.
- Any product once used will not be taken back by KisanKraft Limited.
- Warranty and After Sale Services (including but not limited to installation, Demonstration, Repair, Routine Maintenance etc.), should be done through the Authorized Dealer selling this product.
- Dealers should have their own technician to provide After Sales Services to their Customers. KisanKraft Limited provides free training to Authorized Dealer's technicians at KisanKraft Limited's head office, on request from Authorized Dealer.

**This warranty is null & void, if you fail to register the warranty with KisanKraft by sending the KisanKraft Copy with dealer's stamp.**

🌐: [www.kisankraft.com](http://www.kisankraft.com)    ✉: [info@kisankraft.com](mailto:info@kisankraft.com)    ☎: +91.80. 6835 7800

35		Water Tank
36		Large Filter
37		Hose Nut
38		Screw Clip-Hose
39		Scraft Joint
40		Belt Buckle

32		Absorb Pipe
33		Lines for recharging (Mobile)
34		Lines for recharging (Battery)
35		Water Tank
35		Water Tank

**BEFORE GETTING STARTED**

Thank you for your purchase and use of our products. To avoid accidents or injury, **please read this manual carefully** before using. After reading, preserve it for further reference.

**PRODUCT INTRODUCTION**

The battery sprayer use rechargeable battery as power source, adopts advanced non-metal membrane pump, has the characters of energy saving & environmental protection, be against chemical corrosion, automatic demand starts and handles the diversity of fluid, intermittently work with low rate of flow and low energy consumption, has high pressure, even spraying, good atomization effect, without contamination. It also has reduced the labor intensity of operator greatly, and meantime the spraying effect has doubled when compared to ordinary sprayer. Once the battery is charged for 8 hrs., it can continually work for 7-8 hours, this saves cost a lot when compared to power sprayers (using engine). The battery sprayer is equipped with single and double nozzle which can increase spraying speed and working efficiency.

It is widely used to prevent and treat plant diseases of various crops such as paddy, cotton, flowers, tobacco, tea, horticulture and greenhouse & shed, and may also be used to disinfect and exclude mosquito and sterilization in public places.

**SAFETY INFORMATION**

Please read the user manual carefully. Using the sprayer under dangerous conditions may result in hazards to the individual natural objects. You must read carefully and follow the safety precautions to ensure personal safety and safety of others.

1. Improper use of this product may cause serious harm. Children and minors (below 18 years of age) are forbidden to use this product.
2. It is prohibited to spray on humans or animals.
3. Don't place the product in an unattended place. Turn off the battery supply if it is idle for a long time.
4. Don't store poisonous liquid chemicals in the sprayer.
5. Keep the sprayer out of reach of direct sun rays.
6. Don't disassemble or refit the product by yourself.

**STRUCTURE, WORKING PRINCIPLE & CHARACTERISTICS**

**Structure:** The machine is composed of the following:

1. Container of liquid
2. Pump and air chamber
3. Spraying system (including rubber hose and components, switch, sprayer spindle and head)
4. Operation arm and components
5. Backpack belt system






**This warranty is null & void, if you fail to register the warranty with KisanKraft by sending the KisanKraft Copy with dealer's stamp.**

🌐: [www.kisankraft.com](http://www.kisankraft.com)    ✉: [info@kisankraft.com](mailto:info@kisankraft.com)    ☎: +91.80. 6835 7800

**Working principle:** By swinging the operation arm and components, the pump bowl rises up and down which allows the sealing ball to turn on and off. This in turn makes the pressure in the air chamber rises up and down which then forces the medicinal liquid into the chamber, the liquid can then go through the spraying system and spurt out as spray.

**Characteristics:**

1. The external form is an imitation of the human backs curve and the combination of the air chamber and pump located in the liquid container makes the whole structure compact and safe with no leakage.
2. The operation arm uses an action connecting style so that it can be installed on both sides (mutually changeable). Thus, It is convenient and quick in action and the user can operate it accordingly with the right or left hand reducing the labor intensity.
3. Various spray heads can be fitted for use in different tasks, to achieve a fine spray and sprinkle effects.
4. The chosen materials for the machine are resistant to acid, alkalinity, and corrosion. The machine is sealed hermetically and is very durable.

27		Dummy Cap
28		Tank Base Plate
29		Backrest
30		Contact Plate
31		Spring (Contact Plate)

**This warranty is null & void, if you fail to register the warranty with KisanKraft by sending the KisanKraft Copy with dealer's stamp.**

🌐: [www.kisankraft.com](http://www.kisankraft.com)    ✉: [info@kisankraft.com](mailto:info@kisankraft.com)    ☎: +91.80. 6835 7800



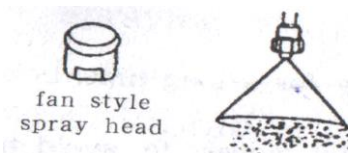
21		O-Ring Round Bar(Big)
22		Split Sleeve (Big)
23		Spindle Nut (Big)
24		Spindle Nut Small
25		Split Sleeve Big(Small)
26		O-Ring Round Bar(Small)

### OPERATION INSTRUCTIONS (MANUAL)

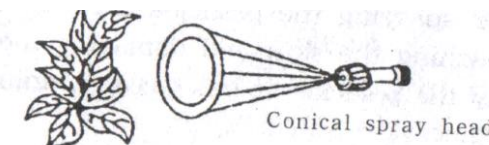
After the packing box of the new machine is opened, please check all the parts conform to the packing list. Then assemble the machine as per the structure sketch. Before use, please wrench the cap off the container. Pour the compounded medicinal liquid through the filter into the container slowly, then close the cap tightly and put the machine on your back. After the pressure in the air chamber is boosted swing the operation arm and then press the switch component to begin spray operation. It can be point-spray, or it can be continuous spray. At the same time adjust the nut according to the requirement of the crops to improve the quality of spraying.

Choose the different spray-head for spraying correctly. Accompanying with the machine delivered there are 3 kinds of spray heads:


**Fan style spray:** These sprays evenly and is suitable for spraying on low and short stalked crops and for the spraying of weed killer. Keep the spray head stable and spray in the same direction as the wind.



**Conical spray head:** This can be used for spraying pesticide and insecticide, to prevent diseases and kill insects. Spray in the same direction as the wind.



**Hole adjustable spray:** This can be used for spraying on the high stalk crops and fruit trees. Its shortcoming is the serious running off the medicinal liquid.











### OPERATION INSTRUCTIONS (BATTERY)








1. Before using the sprayer, firstly you should charge the battery and connect its connector plugs to electrical charging supply with rating pressure 220v till indicator light turns green. It may take about 24 hours for the first time.
2. Don't use insoluble powder, else the deposit may lock the filter net. Use liquid chemicals only.
3. The temperature of the spraying liquid should not exceed 43°C(110°F)
4. Users must use filter net to prevent impurity entering into the tank, which could cause blockage and cause malfunction in this equipment.
5. Clean the overflow/spilled liquid chemicals on time.  
**Note:** Take the battery out and clean it with dry cloth at once if it touches the liquid.
6. Screw the lid tightly after filling the tank to capacity.

7. Turn on the battery supply, press the spraying switch, it would spray in few second, and it would stop spraying when you loosen handle. Please turn off the battery supply when there is no liquid as the equipment will go on working. Also, we designed the function of automatic locking in handle to reduce human fatigue.
8. Spray remaining liquid to safety place after turning off battery supply.
9. Operator should clean the residue in water tank and water pump with clean fresh water.
10. To preserve the sprayer, please make sure there is no remaining water especially when it is used in cold area.
11. Charge up the battery especially after using. (charge up the battery once in every 3 months if it is idle for a long time)

**TROUBLESHOOTING**

Problem	Probable cause	Solution
The sprayer cannot be started or stopped working suddenly.	<ol style="list-style-type: none"> <li>1. The battery has no charge or bad connection.</li> <li>2. Battery operated protector broke the contact as the machine is too hot.</li> </ol>	<ol style="list-style-type: none"> <li>1. Check the lines and fix the plug correctly.</li> <li>2. Don't use the sprayer until the battery part cools down</li> </ol>
The liquid can't spray out through the nozzle, or the pressure is unstable	<ol style="list-style-type: none"> <li>1. Holes of the nozzle got blocked.</li> <li>2. Air in tube</li> <li>3. A blockage in the water pump</li> <li>4. Water suction tube is broken</li> </ol>	<ol style="list-style-type: none"> <li>1. Dismantle and wash the nozzle.</li> <li>2. Check the tube to find the leaking place, screw tightly to expel air.</li> <li>3. Dismantle the water pump's cover and clean it.</li> <li>4. Replace the tube.</li> </ol>
Low pressure	<ol style="list-style-type: none"> <li>1. The filter net in the tank mouth or in the spraying switch is blocked.</li> <li>2. Battery is out of power</li> </ol>	<ol style="list-style-type: none"> <li>1. Wash the filter net.</li> <li>2. Charge the battery.</li> </ol>
Joint is leaking	<ol style="list-style-type: none"> <li>1. The joints are loose.</li> <li>2. Rubber seal is broken</li> </ol>	<ol style="list-style-type: none"> <li>1. Tighten the screws.</li> <li>2. Replace the rubber seal</li> </ol>
Spraying is not proper	<ol style="list-style-type: none"> <li>1. The nozzle is blocked.</li> <li>2. The core of nozzle is broken</li> </ol>	<ol style="list-style-type: none"> <li>1. Clean the nozzle.</li> <li>2. Replace the core</li> </ol>

13		4-Hole Adjustable Head
14		Spray Head
15		Lance Holder
16		Container Cap
17		Battery Cover
18		Battery Support
19		Lamp
20		mobile charger

6		Power Switch
7		Hose full Set
8		Shoulder Belt (Set)
9		Round Bar Assy
10		Trigger Assy
11		Nozzle Big
12		Double Spray Head

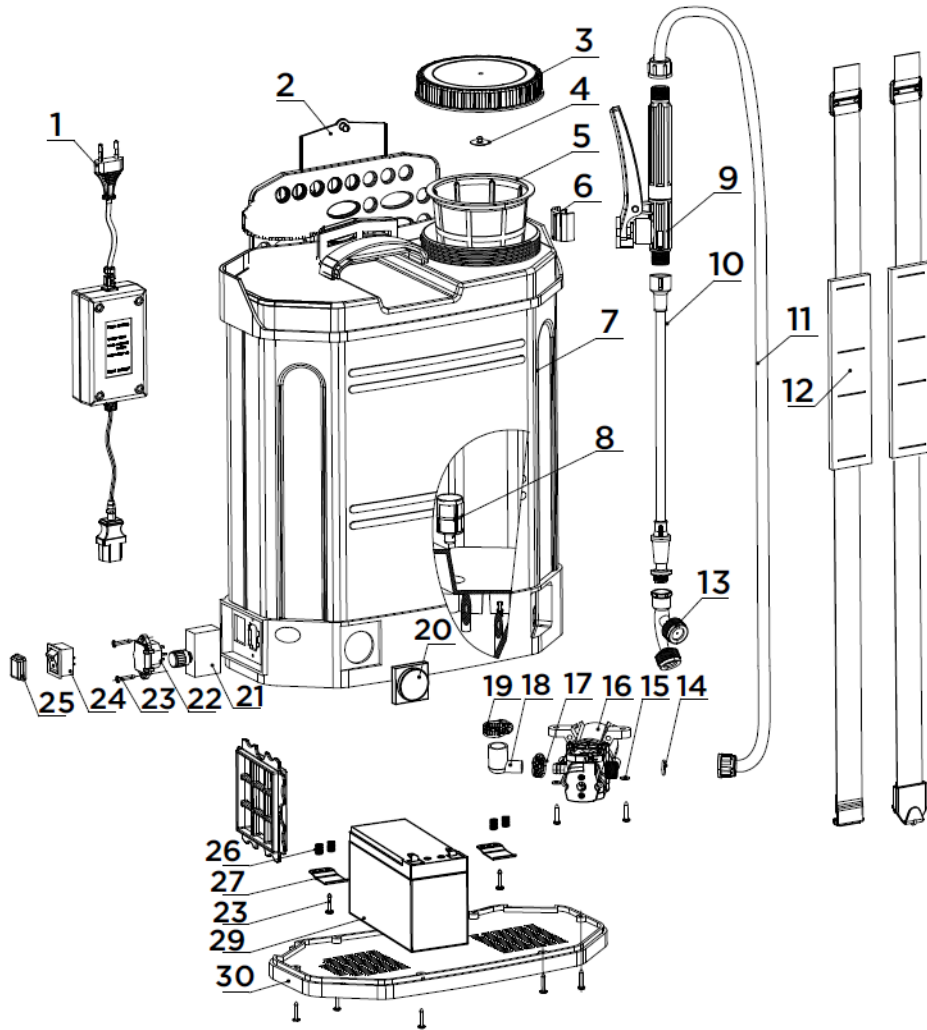
**TECHNICAL SPECIFICATION**

Model	KK-BBS-318	KK-BBS-199	KK-BBS-4189	KK-BBS-185
Chemical Tank Capacity	18L			
Operation type	Battery & Manual	Battery	Battery & Manual	Battery
Battery	12V, 8AH	12 V,12 AH	12 V,12 AH	12V, 8AH
Charger	1.0A			
Liquid Output	81.12 L	5115 ml/min	3.6L	2065.0ml/min
Additional features	Auto cut-off pump, SS telescope lance, 4 plastic nozzles, speed controller	Robust construction, Telescope lance, Heavy duty trigger control, High Speed Double Motor, Heavy duty tank	Auto-cut off pump, SS telescope lance and 4 plastic nozzles, speed controller,	Robust construction, Heavy Duty Trigger Control, SS telescope lance, high-speed Heavy-duty tank,







Model	KK-BBS-201	KK-BBS-301	KK-BBS-312
Chemical Tank Capacity	20L	20L	12L
Operation type	Battery		
Battery	12 V,12 AH		12V/8AH
Charger	1.7A	1.7A	1.0A
Liquid Output	7.2L		2.6L/min
Additional features	Robust Construction, Telescope Lance, Heavy Duty Trigger Control, High Speed Double Motor, Heavy Duty Tank Extra Gun Set 1 And LED Bulb 5V	Robust Construction, Heavy Duty tank, High Speed Double Motor, Heavy Duty Hose, 60cm Gun Set, Safety Belt+Metal Connector	Robust Construction Heavy Duty Trigger Control SS Telescopic Lance High Speed Heavy Duty Tank 3.6L single motor

**PART DIAGRAM of KK-BBS 312**







**BODY**



**PART LIST OF KK-BBS-185**

1		Battery
2		Battery Charger
3		Motor with Pump (Full Assy)
4		Pump speed Adjuster
4		Pump speed Adjuster
5		Voltmeter

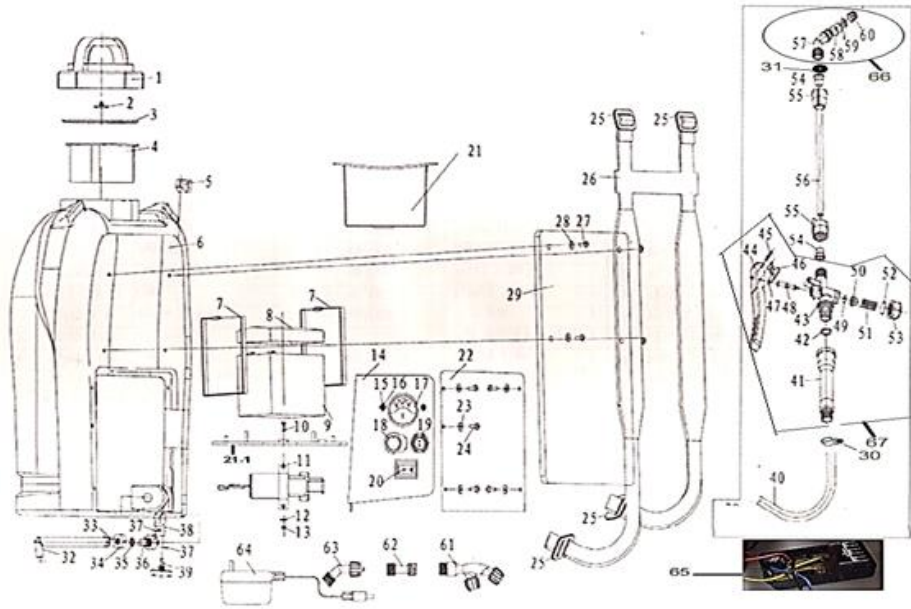
**PARTS LIST OF KK-BBS-199**

Part Name	
Switch On/Off	
Motor	
Motor Holder	
Pump Assy	
Pump Holder	
Motor With Pump Assy	

KK P.No	KK-Part Name	KK P.No	KK-Part Name
B-1	Charger	B-16	Pump
B-2	Backrest	B-17	Clamp
B-3	Filler Cap	B-18	Inlet
B-4	Seal Valve Plate Filter	B-19	Clamp
B-5	Filter	B-20	Pressure Gauge
B-6	Lance Holder	B-21	Speed Regulator
B-7	Tank	B-22	Socket
B-8	Filter	B-23	Screw
B-9	Switch Component	B-24	On/Off Button
B-10	Telescope Lance	B-25	Switch Cover
B-11	Rubber Hose	B-26	Spring
B-12	Back Belt	B-27	Contact Switch
B-13	Sprayer Nozzle	B-28	Battery
B-14	O ring	B-29	Tank Base
B-15	Flat Washer		

**PART DIAGRAM of KK-BBS 315/318**

**BODY**



KK P.No	KK-Part Name	KK P.No	KK-Part Name
B-1	Container Cap	B-34	Case Nut(water Pipe)
B-2	Air Intake Plug	B-35	Rubber Washer
B-3	Felt Washer (Container Cap)	B-36	Water Pipe (Plastic)
B-4	Large Filter	B-37	Snap Link
B-5	Round Rod Clamp	B-38	Absorb Pipe (For Filter)
B-6	Water Tank	B-39	Little Filter
B-7	The Belt For Battery	B-40	Hose
B-8	Lag/Battery Cover	B-41	Switch Handle
B-9	Battery	B-42	Felt Washer (Switch Handle)
B-10	Screw M4X18	B-43	Switch Body

B-11	Motor with Pump	B-44	Press Plate
B-12	Washer 4 Plain	B-45	Switch Pin
B-13	Nut M4	B-46	Lock Catch
B-14	Side Plate	B-47	O-Ring 4.4X1.8(Pressure Shaft)
B-15	Screw ST 2.9x8	B-48	Pressure Shaft
B-16	Washer 3	B-49	Switch Felt Washer
B-17	Voltmeter	B-50	Washer Seat
B-18	Voltage Regulator	B-51	Spring (Trigger)
B-19	The Line for Recharging	B-52	Switch Nut Washer
B-20	Power Switch	B-53	Switch Nut
B-21	Pump Board (Bottom)	B-54	Split Sleeve
B-21-1	Pump Board (Upper)	B-55	Case Nut (Round Bar)
B-22	Cover Plate	B-56	Round Bar
B-23	Washer 5 (Plain)	B-57	N/A
B-24	Screw M5x10	B-58	N/A
B-25	Fastening Buckle	B-59	N/A
B-26	Shoulder Belt	B-60	N/A
B-27	Screw M5x10	B-61	F Style Spray Head
B-28	Washer 6 Plain	B-62	Joint
B-29	Belt Pad for BBS 315	B-63	Fan Style Spray Head
B-29	Belt Pad for BBS 318		
B-30	Hose Clamp (metal)	B-64	Charger
B-31	O Ring (Round Bar)	B-65	Circuit box
B-32	Absorb Pipe	B-66	Spray Head
B-33	Hose Clamp (Plastic)	B-67	Trigger Assy